


Coat of Arms



Elements of a Coat of Arms

<https://www.thetreemaker.com/design-coat-of-arms-symbol.html>

Gonfalons

Gonfalons are vertical banners first used in Medieval times. Originating in Italy, Gonfalons then became established across Europe as an important tool for communication, decoration and signalling. They hang from posts or battlements and often depict Coats of Arms and elements such as mythical creatures and charges. They come in different shapes and sizes. And are still used today at football matches, universities, and in churches.



A vertical banner

<https://www.pinterest.co.uk/pin/818670038500731312/>

Mini-Skills

tas·sel ['tasl]

noun

tassels (plural noun)
a tuft of loosely hanging threads or cords knotted at one end and attached for decoration to soft furnishings, clothing, or other items:
"damask curtains were held by silk cords with gold tassels."




What are Tassels?

<https://www.ebay.co.uk/itm/185905308959>

Year 7 Textiles Skills-Knowledge Organiser

Shields


Ordinaries



Divisions



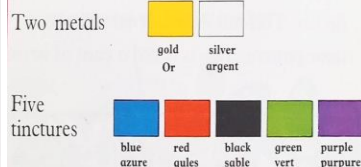
Sub-Divisions



Edges



Tinctures (colours/materials)



Embroidery

Embroidery is the art of decorating fabric or other materials using a needle to stitch thread or yarn.



The Bayeux Tapestry is an embroidered cloth nearly 70 metres long and 50 centimetres tall that depicts the events leading up to the Norman Conquest of England in 1066, led by William, Duke of Normandy challenging Harold II, King of England, and culminating in the Battle of Hastings. It is thought to date to the 11th century, within a few years of the battle.

Colour-work



Fields, Colours & Divisions

Mini-Skill: Making Tassels

Method

1. Cut lengths
2. Find the middle with metal loop
3. Fold and make ends even
4. Tie wrapped thread below the loop to form the tassel
5. Carefully, tidy up the tassel by trimming the ends!



https://maggieholmes.typepad.com/my_weblog/2014/06/diy-tassel-tutorial.html

Gonfalon Question & Answer

What are Gonfalons made of?
Often made of woven calico or silk.

Are Gonfalons single sided?

No, Gonfalons are often double sided and show different symbols, heraldry or emblems.

What shape are Gonfalons?

Gonfalons are oblong and always longer than they are wide. They often have shaped ends such as points or 'Crenelations'.

Design and draw your own Coat of Arms

Design and download your Coat of Arms at 'coamaker.com' (QR Code below) or draw your own using your art skills!



Copyright © 2024 CoaMaker



<https://co.a.pinterest.com/pin/16747829855274923/>

Year 7 Textiles Skills-Knowledge Organiser

Colour-work

Media Colour-work Information

Wax Crayon: need to be applied in layers and blended to get strong and even coverage. Great for details and use with biro outlines.

Watercolour: Applied with strong or weak solution, different effects can be gained. Strong pigment can paint hardline detail. Weak solution creates watery images.

Brio: Ballpoint brio writing pens create a beautiful and understated piece of art on fabric in tone, using crosshatch shading techniques.

Felt Pen: great on fabric as you can add detail and bold bright colour, and the option to dilute and wash with water.

Fabric Inks: vibrant on fabric and have the option to dilute them, however, they tend to bleed and spread without a barrier.

Batik Dyes: bold on fabric and have the option to dilute them, however, they tend to bleed and spread without the wax barrier. They leave a tide mark if left to dry before you have finished.

Inktense ©: a cross between inks and watercolour. When applied with a brush a strong line or diluted area can be created.

Fabric Printing Ink: heavy on fabric and can be used with stencils and different printing techniques, such as lino or polytile.

Pencil Crayon: pale when applied to fabric. Use layering for bold coverage. Light application for fashion illustration skin tone on calico.

Disperse Dye: vibrant on fabric and have many application techniques. You need heat and pressure to print using sublimation.

Embroidery

Running Stitch



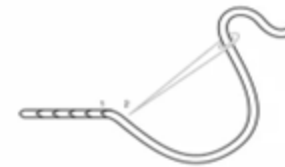
Back Stitch



Stem Stitch



Split Stitch



Using the diagrams, practice each stitch with a needle and thread, memorise the stitches or draw the diagrams.

Shields

Questions

Answers

What is the background colour of a shield called?

The background colour of a shield is called the **Field**.

What are the patterns on a shield called?

Patterns placed on the field are called **Charges**.

Are colours important on a shield?

Yes, colours are very important on a shield. Colours are called tinctures and there are five; blue azure, red gules black sable green vert and purple purple.

How are metals such as gold and silver shown?

Metals, silver and gold are shown and represented by white and yellow. They are known as Or and Argent.

Is there a special way to use the colours?

Yes, a Metal (Or and Argent) should always be placed on a tincture or a tincture on a metal.